




Ford Grand Connect Titanium 4 Life

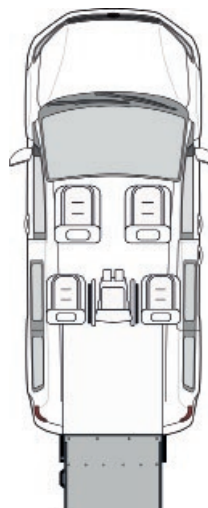


Images for illustration purpose only.
Specification may vary.

[automotivegroup.co.uk](https://www.automotivegroup.co.uk)

Enjoy comfort without compromise

All our accessible vehicles have access via a wide low angle lightweight ramp at the rear with a choice of gas assistance or fully automated operation. The attention to detail including interior soundproofing and carpeting make our Wheelchair Accessible Vehicles a family favourite quieter all year round and much warmer in the winter.




Second row seating

Accessible Features

Seating the wheelchair passenger comfortably within the cabin.

- › Spacious interior, wide access and extensive headroom
- › Extended lowered floor able to accommodate the longest of wheelchairs
- › Access between second row seating
- › Up to 4 passengers and the driver
- › Assister winch helping access
- › Powered ramp and tailgate available

Choose from the Ford full model and colour range available from our stock holding.



Accessible Ford Grand Connect 4 Life	mm	inches
Entry height	1430	56.3
Lowered floor width	785	30.9
Designated travelling position headroom	1410	55.6
Designated travelling position width	640	25.2
Designated travelling position floor length	1920	75.5
External length	4954	195
External length with ramp deployed	6239	245.6
External width	2100	82.6
Height including roof bars	1800	70.8




Arrange a no obligation free full day social distanced home trial demonstration.

0800 121 66 22
info@automotivegroup.co.uk



Ford Grand Connect Titanium

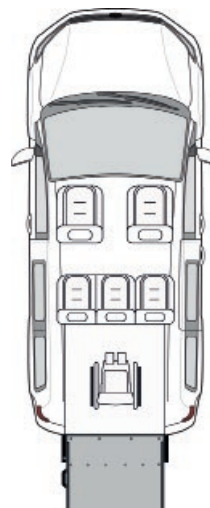


Images for illustration purpose only.
Specification may vary.

[automotivegroup.co.uk](https://www.automotivegroup.co.uk)

Enjoy comfort without compromise

All our accessible vehicles have access via a wide low angle lightweight ramp at the rear with a choice of gas assistance or fully automated operation. The attention to detail including interior soundproofing and carpeting make our Wheelchair Accessible Vehicles a family favourite quieter all year round and much warmer in the winter.





Second row seating

Accessible Features

Seating the wheelchair passenger comfortably within the cabin.

- › Spacious interior, wide access and extensive headroom
- › Row two seat back folds flat and the full seat is removable
- › Up to 5 passengers and the driver
- › Maxi Life full flat lowered floor
- › Assister winch helping access
- › Powered ramp and tailgate available

Choose from the Ford full model and colour range available from our stock holding.



Accessible Ford Grand Connect	mm	inches
Entry height	1450	57.08
Lowered floor width	785	30.9
Designated travelling position headroom	1510	51.6
Designated travelling position width	805	31.6
Designated travelling position floor length	1110	43.7
External length	4954	195
External length with ramp deployed	6204	244.1
External width	2100	82.6
Height including roof bars	1800	70.8



Arrange a no obligation free full day social distanced home trial demonstration.

0800 121 66 22
info@automotivegroup.co.uk